



National Marine Manufacturers Association

nmma.org

ECONOMIC SIGNIFICANCE OF RECREATIONAL BOATING IN WASHINGTON

CONGRESSIONAL DISTRICT 4

Number of Recreational Boats*	26,319
Recreational Boating Industry Businesses	35
Total Jobs	2,075
Annual Recreational Boating-Related Spending	\$112.5 MILLION





TOTAL ANNUAL ECONOMIC IMPACT OF RECREATIONAL BOATING:

\$264.6 MILLION

RECREATIONAL BOATS IN WA-4

TOTAL BOATS* ▶ **26,319**

REGISTERED BOATS	26,319
Power boats	22,447
PWCs	3,491
Sailboats	336
Other Boats	45
HOUSEHOLDS PER BOAT	9.2

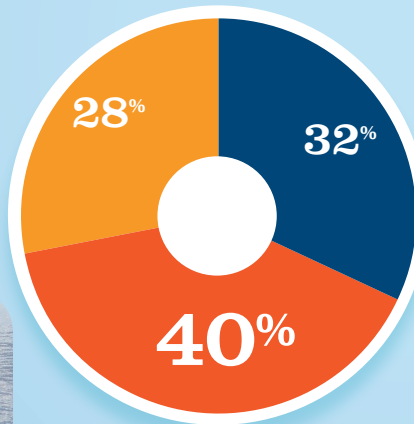


* Total boats are registered boats as reported by states to the USCG.

RECREATIONAL BOATING CREATES JOBS IN WA-4

TOTAL BOATING JOBS ▶ **153**

Boat Building	-
Motor / Engine Mfgr.	-
Accessory / Supplies Mfgr.	43
Dealers / Wholesalers	61
Boat Services	49



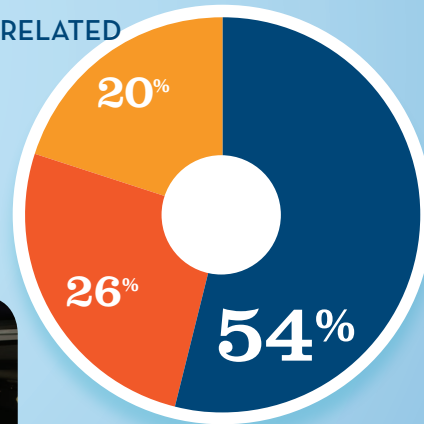
BOAT BUILDING †
MOTOR/ENG. MFGR. †
ACC./SUPPLIES MFGR.
DLRS/WHOLESALERS
BOAT SERVICES
† 0%



RECREATIONAL BOATING-RELATED BUSINESSES IN WA-4

TOTAL BUSINESSES ▶ **35**

Boat Building	-
Motor / Engine Mfgr.	-
Accessory / Supplies Mfgr.	7
Dealers / Wholesalers	9
Boat Services	19



BOAT BUILDING †
MOTOR/ENG. MFGR. †
ACC./SUPPLIES MFGR.
DLRS/WHOLESALERS
BOAT SERVICES
† 0%

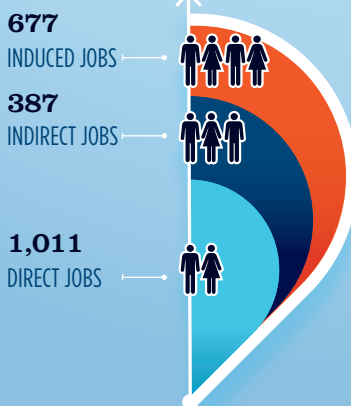


ESTIMATED JOBS IMPACT OF RECREATIONAL BOATING-RELATED SPENDING IN WA-4

EST. TOTAL JOBS ▶ **2,075**

EST. TOTAL LABOR INCOME ▶ **\$86.1** MILLIONS

Est. Direct Income	\$34.8
Est. Indirect Income	\$21.7
Est. Induced Income	\$29.6



RECREATIONAL BOATING INDUSTRY SALES IN WA-4

Boat Building	\$0.0	\$0.0 MILLION
Motor / Engine Mfgr.	\$0.0	\$0.0 MILLION
Accessory / Supplies Mfgr.	\$9.3	\$9.3 MILLION
TOTAL MFG. SALES	\$9.3	
Dealers / Wholesalers	\$29.7	\$29.7 MILLION
Boat Services	\$12.7	\$12.7 MILLION
TOTAL RETAIL & SERVICES SALES	\$42.4	

BOAT BUILDING
MOTOR/ENG. MFGR.
ACC./SUPPLIES MFGR.
DLRS/WHOLESALERS
BOAT SERVICES

Source: NMMMA's Center of Knowledge; Recreational Marine Research Center at Michigan State University